

Welcome to Vouchers for Uber Eats


Vouchers brings you the best of Uber Eats for all of your food ordering needs any time of day. Once you receive a voucher by SMS or email, just tap the link and follow the steps in this guide to accept and redeem.



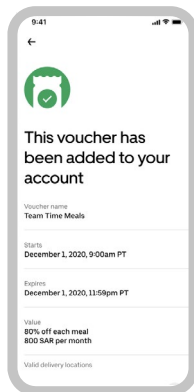
Once you've claimed a voucher, make sure to add a form of payment and use your personal profile in the Uber Eats app when using a voucher. Note that vouchers don't cover tips for the delivery person.

Getting started

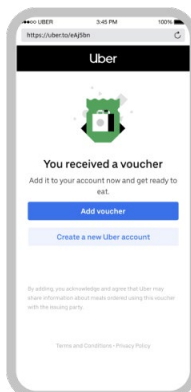
Already have the updated Uber Eats app? Check your email or text messages (SMS) for a voucher link (it will begin with <https://e.uber.com/>) from your organization.



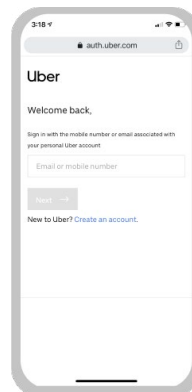
1. Click the voucher link in the email, then select **Add voucher** in the Uber Eats App.



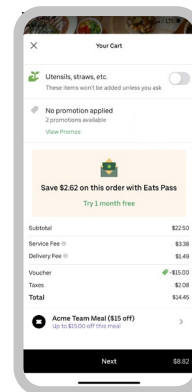
2. Your voucher will be automatically added to your account. Tap the arrow in the top left to **order a meal**.



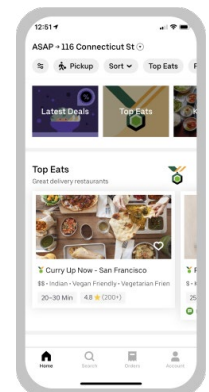
1. Click the voucher link in the email, then select **Add voucher**.



2. **Sign in** if you're an existing Uber user. If you don't have an account, select **Create an account**.



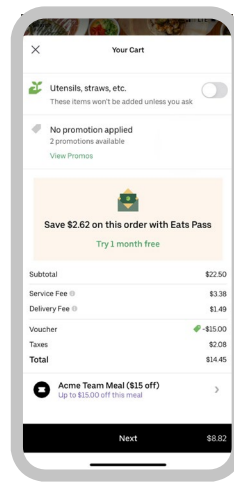
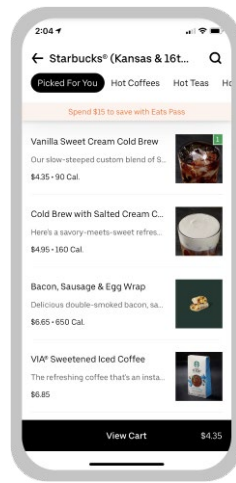
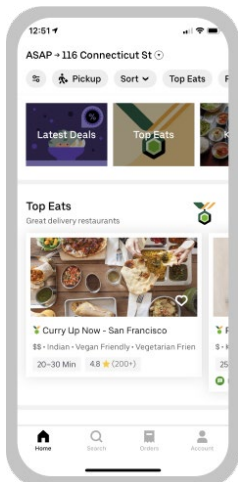
3. Your voucher will be automatically added to your account. Tap **Launch Uber Eats** to order a meal.



4. Make sure you have downloaded the latest version of the **Uber Eats app**.

When you're ready to eat

Make sure to add a form of payment and use your personal profile when using a voucher.



1.

Tap the restaurant you'd like to order from.

2.

Select items to add to your cart and then tap **View Cart**.

3.

If your voucher is active, it will appear as a payment method. Tap **Place Order** once you're ready.

Frequently asked questions

After I've claimed my voucher, how can I view it in the app?

You can see it in the Uber Eats wallet and on the checkout screen after you add items to your cart.

I can't see the voucher in the Uber Eats wallet. Did I successfully claim it?

If you've successfully claimed the voucher, it should show up in the Uber Eats wallet and in the fare breakdown. If you don't see it there, then restart the app. If you continue to experience issues, please contact our support team.

I've claimed my voucher but it's still not showing up at checkout. How can I use it?

After claiming the voucher, restart the Uber Eats app to redeem it. We also recommend that you have the latest app installed.

My order's total hasn't changed. Will the voucher still apply to this order?

The voucher will apply as long as you see it on your checkout screen and you are on your personal profile. If you are on your managed company profile, you will get an error when you try to place your order.

Screen images are for reference only. Actual screen views may vary in the Uber Eats app.